

*Tennessee Valley Woodworkers
Presents*

**"IN THE SPIRIT
OF
FINE WOODWORKING"**

Exhibition



March 2 – 9, 2014

Guide Handbook

2014 TVW Exhibition Guide Book

Tennessee Valley Woodworkers Club Information	4
Club's Mission/Purpose:	4
Typical Meeting:	4
Additional club activities:	4
Yearly Dues:	4
Web Site:	4
TVW Officers for 2014:	4
Exhibition Rules and Conditions	5
General Instructions for Exhibition Guides	7
Environment	7
Guide Protocol	7
Guestbook and Door Prize Drawings	7
Security	7
Sales or Commission Contacts	7
Removal of Exhibits	8
Exhibit Inventory	8
Exhibitors (Name, Exhibitor Number & contact Information)	9
Ackerman, Loyd #01	11
Acord, Jim #42	12
Addington, Bob #02	13
Bowers, Larry #03	15
Browning, Karen Kerce #33	16
Burgess, Ken #04	17
Cowan, Tom #05	18
Davis, Henry #06	19
Dobert, August #07	20
Dunlap, Doug #08	21
Dunn, Stanley #09	22
Duval, John #39	23
Everett, Jim #10	24
Fults, Paul #11	25
Garner, Kelton #36	26
Gillard, Tom, Jr. #12	28
Gould, Ken #13	29
Gulley, Richard #14	30
Hartin, John #34	31
Heltsley, Fred #40	32
Jalbert, Paul #15	33
Jolliffe, Jim #16	34
Knowles, Mickey #17	35
Laine, Benjamin #38	36
Leonard, Bob #18	37
Matheny, Sid #20	38
May, Harry #19	39
McConnell, Doyle #21	40

"In The Spirit of Fine Woodworking" 2014 Guidebook

Miller, Pete #35	41
Myers, Greg #41	42
Myers, Phil #22	43
Rees, Felix #45	44
Reese, Bob #23.....	45
Roehm, Geoff #43	46
Roepke, Ross #24	47
Ryan, Maurice #44	49
Sellers, Don #25	50
Shores, Steve #37	51
Taylor, Chuck #26.....	52
Van Cleave, Jim #27	53
Wendland, Larry #28.....	54
Wollam, Dick #29	55
Wright, Sharron #30.....	57
Young, Ronald #31	58
Zaccardi, Vince #32	59
The Exhibition Committee:.....	60
Exhibition Door Prizes:.....	61
Door Prize Day Designations	63
Plan for selecting winners of door prizes:.....	64
Door prize recipients	65
Guides and Monitors Information:.....	66
Instructions for Guides and Monitors:	67
Guide/Monitor Schedule for the Exhibition.....	68
Guide and Monitor "Log and Note Sheets"	70
Exhibition Entry Data Section:	73

Tennessee Valley Woodworkers Club Information

The Tennessee Valley Woodworkers Club has been in existence for nearly thirty years. The club was started in 1985 with about 8 energetic woodworkers starting to build the club. The club has grown considerably since that first meeting. There are approximately 200 men and women in the club at this time.

Club's Mission/Purpose: The mission of the Tennessee Valley Woodworkers is to promote woodworking skills within our group and the community and to provide a means for fellowship with other people having a similar interest. Anyone interested in woodworking is welcome.

Typical Meeting: Meetings begin at 7 PM on the third Tuesday of EVERY month at the University of Tennessee Space Institute near Estill Springs. There is a short business meeting followed by show and tell. After a short break, there is a program which usually lasts until about 9 PM. Programs usually address woodworking demonstrations and lectures. Recent programs have included string inlays, furniture design, photographing your work, carving figures, and turning offset legs.

Additional club activities: In addition to the monthly general meetings, there are annual club seminars and small workshops for 5 to 8 people. Recent workshops have been conducted on decorative inlay processes, finishing techniques, segmented vessels, spindle turning, hand-cut dovetails and tool sharpening. The club also sponsors a picnic, with an auction in the summer and a pot luck dinner in early December. These events, along with a seminar or symposium in the spring and fall, provide opportunities for members and guests to get together to discuss woodworking, have a good meal, and enjoy each other's company.

The carvers in our Club have formed a workshop group that meets on the first Saturday of each month to exchange information and enjoy the company of their fellow carvers.

Yearly Dues: Annual dues for the Club are \$10 for individual membership and \$15 for family membership.

Web Site: For additional club information, please visit the Web Site: www.tnvalleywoodclub.org

TVW Officers for 2014:

President:	Karen Kerce Browning
Vice-President:	Vince Zaccardi
Secretary:	Fred Heltsley
Treasurer:	Bob Addington
Publicity:	Phil Myers
Newsletter Editor:	Chuck Taylor

Exhibition Rules and Conditions

Set up for the exhibition will be on February 27, 28 and March 1st. There is preliminary work that must be done in the exhibit hall ahead of the actual delivery and setting in of the exhibit items themselves, and there is a specific sequence for the placement of exhibits, so your cooperation in the delivery and participation in setup will be appreciated. The following are rules to guide us through the process:

1. Exhibits must be essentially built by a member of the Tennessee Valley Woodworkers; for example a product made by the member him/herself or with the collaboration of another woodworker is acceptable but an item purchased and modified by a member is not acceptable. The use of ancillary parts for a piece (appliqués, hinges, inlays, knobs, etc.) that would be seen as a part and not a dominating feature is acceptable. If you have questions about this contact a member of the committee for guidance.
2. Exhibits must be in the exhibition for the entire schedule.
3. Selling or advertising for sale of items on display is not permitted. No prices may accompany your item. Your intentions in regard to selling items will be shown in two places:
 - a. The placard accompanying your items will present the notation *Commissions Accepted*.
 - b. The Artist Page in the Exhibit and Entry Information section of the Guidebook will also have the notation *Commissions Accepted* as well as your contact information.Note: You may, if you wish, also place a business card with the item you are willing to sell, but prices may not be included on the card. Guides will be able to provide your contact information to guests who may be interested in purchasing your item or who may be interested in commissioning you for your work.
4. Guides are not required to conduct any business on the behalf of exhibitors. Their responsibility in response to inquiries from guests is to provide the information available in the guidebook and on the placard.
5. Exhibits will be placed and removed in accordance with a schedule you will be given on about February 24th. Anyone unable to deliver or pick up their exhibit on the schedule provided should contact Henry Davis to arrange for an acceptable schedule. If you find you won't be able to deliver your item personally, please arrange with someone – a friend or family member – to handle it for you.
6. Exhibits will be received on the scheduled time on Friday February 28 or Saturday March 1, and may be removed after the exhibition closes on March 9 or Monday morning March 10. Tear down will be on Monday, March 10.
7. The actual placement of your exhibit will be done by a committee member based on a preplanned layout. No item may be added after Saturday March 1. Similarly, removal of your items will be handled by a committee member who will log out your items as they are removed. We ask that when you pick your items up to be sure your items are checked off by the committee member.
8. Tear down of the exhibition will be on Monday, March 10, and will be managed in a similar manner to setup. A plan will be announced so exhibitors will know in advance the details of tear down.

"In The Spirit of Fine Woodworking" 2014 Guidebook

9. All items to be entered in the exhibition must be pre-registered. The receiving crew will place an ID sticker on the item when it is received and unregistered items will need to be removed by the person delivering it.
10. We ask that only members on crew assignments enter the exhibit halls. Members bringing items should check their item in with the receiving crew and not enter the display area as the placement crew will be busy getting the items ready for display. Anyone needing to set up their own items should notify Henry Davis and he will coordinate with the placement crew to find a time when a crew member will be available to work with you.
11. As a courtesy to exhibitors, a reception bar with refreshments will be provided during the setup period –and away from the exhibition area – for members to go before and after check in to schmooze with other members and await their turn if necessary. You are asked to avail yourself of this convenience and honor the request not to linger in the exhibition area. Your cooperation will be appreciated by our volunteers trying to do a good job of displaying your work.
12. Large items will be placed first so members bringing large and small items will bring all of their items at the same time. All items will receive their identification stickers when received from the exhibitor. Small items will be held in a staging area until the set-up crew can place them.
13. Members bringing heavy items that need help unloading should move their vehicle as soon as unloading is complete.
14. For the set-up as outlined to work efficiently it will take cooperation for other members. Only members of the appropriate setup crew are welcome in the exhibit area. Any member wanting to be assigned to a set-up or tear down crew should give their name to Loyd Ackerman.
15. To avoid defacing or obscuring the presentation of exhibits, one member's exhibit shall not be placed on top of another member's exhibit without concurrence of the imposed upon exhibitor.
16. The deadline for entering an exhibit is February 18 at the Club's general meeting.

Important Note: Items are submitted at the risk of the submitter. The Club **will not** be responsible for damage, loss, or theft of items submitted. The submitter is responsible to negotiate any extra security provisions with the committee and decide whether to include his or her item in the exhibit on that basis.

General Instructions for Exhibition Guides

Environment

The environment the Club is trying to set up for the exhibition is to have it be a lot like a museum; i.e. a quiet place where patrons are able to contemplate the exhibits and read the placards. We wish them to have freedom to browse the exhibition without feeling the need to hurry or of be over guided.

Guide Protocol

Guides should welcome the patron(s), ask them to print their name and phone number in the guest book; explaining the reason is for a drawing of door prizes. Tell the patron that you are available to answer their questions and then let them tour the exhibit room at their own pace. Remain attentive without following the patron or making them feel hurried, but don't interrupt their tour with too much intervention.

Guestbook and Door Prize Drawings

The guestbook is there to have the patrons enter their name and contact information for door prize drawings. There will be a door prize for each day of the exhibition (8 in all). The door prize drawings for all door prizes will be on Sunday, March 9, after which time the winning patrons will be notified. The drawings will be accomplished by selecting a number from a vessel and matching it to a number in the guestbook. The person listed on the line that number corresponds to will be the winner for that door prize.

Important: The numbers in the guidebook will be numbered sequentially from the front page to the last. To make sure we can discriminate the day in which a patron visits, the last guide for each day will mark the last line used on that day, and the first guide for the following day will check to make sure that a mark is there to begin their day (and if none is there to put one there). The objective is to clearly differentiate day to day.

****Please see example in "Instructions for Guides and Monitors" section of this publication (page 66).**

Security

While exhibits are entered with the understanding that the Club bears no responsibility for loss, damage, or theft, we owe our exhibitors our vigilance in securing their property. To this end, the exhibition room must be occupied by at least one Guide whenever patrons are there. If there is more than one patron, one of the Guides should remain near the door to discourage removal of exhibits from the room.

Sales or Commission Contacts

Guides have no responsibility to represent any exhibitor in any way but to convey the information on the placard, make the exhibitor's business card (if present) available to the patron upon request, and to consult the guidebook in the event that there are unanswered questions. No sales activity is to be permitted in the exhibit hall.

Removal of Exhibits

The rules clearly state that exhibits must arrive at specific times and are not to be removed until after the exhibition closes on March 9. Normal removal will be on March 10. If an exhibitor, or someone claiming to represent the exhibitor, wishes to remove an item, refer them to the Rules and Conditions page in the guidebook. If that doesn't deter them, Guides should make a note of the item number(s) removed and identification information of the person removing the item. In no case should the Guide feel responsible to physically prevent removal.

Exhibit Inventory

The inventory spreadsheet will identify all exhibits. There will be a unique number for each exhibit in the form xx-yyy. The leading, 2 digit, number identifies the exhibitor. The second, 3 digit number, is the identifier for that exhibitor's item. Example: Ackerman's first exhibit would be 01-001 since Ackerman's ID # is 01 and his exhibit ID is 001. This number will be on a sticker somewhere on the item. There will be a location given on the inventory spreadsheet where that exhibit is supposed to belong during the exhibition.

Exhibitors (Name, Exhibitor Number & contact Information)

Name	Exhibitor #	Phone	Email
Ackerman, Loyd	1	931-728-9952	ackerman1@charter.net
Acord, Jim	42	931-433-4331	PJAcord@vavvnet.com
Addington, Bob	2	931-723-2554	bobaddington@charter.net
Bowers, Larry	3	931-649-5766	Larsus@united.net
Browning, Karen Kerce	33	931-409-7858	Karen.Browning@TullahomaCitySchools.net
Burgess, Ken	4	931-728-3055	burgessjk@Charter.net
Cowan, Tom	5	931-967-4538	marytomcowan@yahoo.com
Davis, Henry	6	931-393-3191	hdavis37@charter.net
Dobert, August	7	931-723-4091	augustdobert@AOL.com
Dunlap, Doug	8	931-455-8809	bddunlap@lighttube.net
Dunn, Stanley	9	931-607-4758	spdunn@blomand.net
Duval, John	39	931-649-2161	JCDuval@Comcast.net
Everett, Jim	10	615-765-5800	jim@jimscedargallery.com
Fulks, Paul	11	931-212-5043	pfulks3@gmail.com
Garner, Kelton & Sylvia	36	931-455-8312	kgarner8312@charter.net
Gillard, Tom	12	931-455-6651	tom.gillard@lighttube.net
Gould, Ken	13	931-962-1303	irondovetail@bellsouth.net
Gulley, Richard	14	931-967-5477	rgulley@UTSI.edu
Hartin, John	34	931-455-8110	jphartin@edge.net
Heltsley, Fred	40	931-759-7564	Fred.Heltsley@Gmail.com
Jalbert, Paul	15	931-754-4553	pjalbert@Monster Broadband.com
Jolliffe, Jim	16	931-393-2552	jajolliffe@AOL.com
Knowles, Mickey	17	931-308-5643	mknowles996@Comcast.net
Laine, Benjamin	38	931-409-6377	lainewoodworks@gmail.com
Leonard, Bob	18	931-728-1077	nbleonard@charter.net
Matheny, Sid	20	931-473-7334	SidMatheny@Charter.net
May, Harry	19	931 962-0215	harry.may10@comcast.net
McConnell, Doyle	21	931-728-7315	doyle_mc@charter.net
Miller, Pete	35	931-596-3401	quackers1034@blomand.net
Myers, Greg	41	256-693-0445	Gmyers.hsv@Gmail.com
Myers, Phil	22	931-592-2928	stephil@yahoo.com
Rees, Felix	45	931 455-3111	Victory@Lighttube.net
Reese, Bob	23	931-728-7974	reesecup@bellsouth.net

"In The Spirit of Fine Woodworking" 2014 Guidebook

Name	Exhibitor #	Phone	Email
Roehm, Geoff	43	931-598-5759	1947GJR@Att.net
Roepke, Ross	24	931-581-8279	rgroepke@bellsouth.net
Ryan, Maurice	44	931-962-1555	mr37398@yahoo.com
Sellers, Don	25	931-841-5780	pondnuts@Charter.net
Shores, Steve	37	931-596-2505	SWShores@blomand.net
Taylor, Chuck	26	931-728-7086	taylor_cw@charter.net
Van Cleave, Jim	27	931-455-8150	jamesvc@lighttube.net
Wendling, Larry	28	931-563-7445	culets@gmail.com
Wollam, Richard	29	931-962-1378	DickanJane@Comcast.com
Wright, Sharon	30	931-801-5657	sharronwright@bellsouth.net
Young, Ronnie	31	423-499-6185	ryoung610@comcast.net
Zaccardi, Vince	32	931-455-4148	venzac@lighttube.net

Artist:

Ackerman, Loyd #01



ITEMS DISPLAYED:

- **001 Segmented Vase:** 217 pieces, 6" Dia. x 12" H, wood species: Walnut & Maple, finish: lacquer & wax
- **002 Segmented Vase:** 608 pieces, 11" Dia. x 19" H, wood species: Maple & Red Heart, finish: lacquer & wax
- **003 Jewelry Box:** CNC engraved, 12" x 6.5" x 4" H, wood species: Maple, finish: lacquer & wax
- **004 Jewelry Box:** CNC engraved, 10" x 6" x 4" H, wood species: Walnut, finish: lacquer & wax
- **005 Side Table:** string inlay & CNC carving, 20" x 16" x 30" H, wood species: Walnut/Maple inlay, finish: lacquer & wax
- **006 Hollow Vase #353:** 7.5" H x 6" D, wood species: Box Elder, finish: lacquer & wax
- **007 Hollow Vase #355:** 5" H x 3.5" D, wood species: Box Elder, finish: lacquer & wax
- **008 Plaque, "No Wind, Row":** 5" W x 8" H, CNC carving, wood species: Maple, finish: lacquer & wax
- **009 Plaque, "Marine Proverb:** 5" W x 8" H, CNC carving, wood species: Maple, finish: lacquer & wax
- **010 Plaque, "Winner/Loser":** 5" W x 8" H, CNC carving, wood species: Maple, finish: lacquer & wax
- **011 Writing Table:** 39" W x 20" D x 30" H, wood species: Walnut, finish: lacquer & wax

TVW member since: 1992

Loyd has been woodworking for 25 years and has held most of the club offices. His joy comes from the designing and building of fine furniture. He is now moving into the "CNC router" woodworking activities. Loyd has been active in the club since joining. For a number of years, he has served the club as "video" editor and producer. Loyd is the chairman for the 2014 "In The Spirit of Fine Woodworking" Exhibition.

Contact information: Phone: (931) 728-9952 Email: ackerman1@charter.net

Artist:

Acord, Jim #42



ITEMS DISPLAYED:

- **001 Bowl:** 7" Dia. x 4" H, wood species: Wormy Spalted Maple, finish: Lacquer & wax
- **002 Peppermill:** 2.5" Dia. x 9" H, wood species: Cherry, finish: Lacquer & wax

TVW member since: 2003

Jim became seriously interested in wood working when he began attending meetings of the Tennessee Valley Woodworkers (TVW). His major interest is in making Shaker styled furniture.

One skill Jim would like to acquire is the art of making hand cut dovetail joints.

He states: "My fellow wood workers of the TVW are the greatest teachers in the world".

Jim regularly attends the workshops, seminars, turning bees and shop tours to pick up new ideas.

He particularly like the lathe activities and is getting quite adept at turning bowls and peppermills.

Contact information: Phone: (931) 433-4331 Email: pjacord@vallnet.com

Artist:

Addington, Bob #02



ITEMS DISPLAYED:

- **001 Framed carving of Jesus:** CNC router detailed carving, wood species: Maple, finish: Krylon
- **002 Elk framed carving:** CNC router detailed carving, wood species: Maple, finish: Krylon
- **003 Heart & Ribbon carving:** CNC router carving, wood species: Cherry, finish: wipe-on poly
- **004 Carved "Megan" sign:** CNC router carving, wood species: Walnut, finish: wipe-on poly
- **005 Bowl:** 17" D x 6" H, wood species: Walnut, finish: wipe-on Polyurethane
- **006 Bowl:** 10" D x 4" H, wood species: Walnut, finish: wipe-on Polyurethane
- **007 Bowl:** 9" D x 3" H, wood species: Butternut, finish: wipe-on Polyurethane
- **008 Bowl:** 11" D x 6" H, wood species: Ambrosia Maple, finish: wipe-on Polyurethane
- **009 Bowl:** 8" D x 2" H, wood species: Purple Heart, finish: wipe-on Polyurethane
- **010 Bowl:** 10" D x 4" H, wood species: Maple, finish: wipe-on Polyurethane
- **011 Bowl:** 11" D x 5" H, wood species: Bradford Pear, finish: wipe-on Polyurethane
- **012 Round Box with Carved Maple Top:** 7.5" D x 2" H, wood species: Maple, finish: wipe-on Polyurethane
- **013 Candle Holder, carved Christmas Holly:** 8" D x .75" H, wood species: Cherry, finish: wipe-on Polyurethane
- **014 Planter Stand:** 28" x 28" x 36" H, wood species: Oak, finish: Polyurethane
- **015 Book Case:** 38" W x 14" D x 39" H, wood species: Maple/Cherry, finish: wipe-on Polyurethane
- **016 Cutting Board:** 12" W x 18" W x 1" Thk, wood species: Maple/Cherry, finish: Canola Oil

TVW member since: 2007

Bob lives in Manchester and has been enjoying woodworking for nearly 50 years. Woodworking provides Bob with relaxation and the satisfaction of making something useful. He enjoys making furniture, shop jigs, cabinets, bowls, construction, etc. Bob was the first TVW member to get involved in the "CNC router" activities and he has become the local "expert" in the field of CNC carving. Currently serving the club as Treasurer.

Contact information: Phone: (931) 723-2554 Email: bobaddington@charter.net

Artist:

Bowers, Larry #03



ITEMS DISPLAYED:

- **001** **Turned bowl:** 6.5" diameter X 4" high, wood species: Cherry, finish: wax

TVW member since: 2000

Larry really enjoys the turning process. He continues to learn new techniques and hone his lathe skills. Larry is involved in club activities and held the office of publicity chairman for a few years.

Contact information: Phone: (931) 649-5766

Email: Larsus@united.net

Artist:

Browning, Karen Kerce #33



ITEMS DISPLAYED:

- **001 Natural Edge Footed Bowl:** 14" Dia. x 8" high, wood species: Red Maple, finish: Lacquer
- **002 Spalted Natural Edge Closed Bowl:** 9" Dia. x 5" high, wood species: Curley Red Maple, finish: Lacquer
- **003 Natural Edge Bowl from Hollyberry Inn:** 13" Dia. x 12" H, wood species: Box Elder, finish: Lacquer
- **004 Southwestern Vessel with Live Edge:** 8.5" Dia. x 6" H, wood species: Spalted Maple, finish: Lacquer
- **005 Southwestern Vessel with Live Edge:** 9" Dia. x 5" high, wood species: Spalted Maple, finish: Lacquer
- **006 Segmented Bowl:** 11" Dia. x 6.5" H, wood species: Walnut & Maple, finish: not specified
- **007 Natural Edge Bowl:** 8" Dia. x 5" H, wood species: Mesquite, finish: not specified
- **008 Vessel on Base:** 7" Dia. x 6" H, wood species: Spalted Buckeye, finish: Lacquer
- **009 Distressed Vessel:** 5" Dia. x 4" H, wood species: Walnut, finish: not specified
- **010 Distressed Vessel with Lid & Iron Stand:** 7" Dia. x 14" H, wood species: Walnut, finish: not specified
- **011 Wood Spirit:** carved in Butternut log segment, wood species: Butternut, finish: Natural

TVW member since: 2002

Karen has been involved in woodworking for about 15 years. She enjoys seeing the beauties that lie hidden in each raw piece of wood. She enjoys most "creating" decorative bowls. Karen is very good at incorporating "character" into her projects by utilizing the defects in the wood. Currently serving as President of the TVW club.

Contact information: Phone: (931) 409-7858 Email: Karen.Browning@TullahomaCitySchools.net

Artist:

Burgess, Ken #04



ITEMS DISPLAYED:

- **001 Whimsical House in the Round:** 5.5" W x 10" H, wood species: cottonwood bark, finish: neutral shoe polish
- **002-005 Four Whimsical House Ornaments:** wood species: Cottonwood bark, finish: neutral shoe polish
- **006 Whimsical Church Ornament:** 2" W x 3" H, wood species: Cottonwood bark, finish: Lacquer
- **007 Whimsical Chalet Ornament:** 2" W x 4.5" H, wood species: Cottonwood bark, finish: Lacquer
- **008 Whimsical Duplex House Ornament:** 3" W x 4" H, wood species: Cottonwood bark, finish: Lacquer
- **009 Native American Carving:** 3" x 11", wood species: Cottonwood bark, finish: Lacquer
- **010 Native American Carving:** 3.5" x 9.5", wood species: Cottonwood bark, finish: Lacquer
- **011 Native American Carving:** 6" x 10", wood species: Cottonwood bark, finish: Natural
- **012 Native American Carving:** 5" x 22", wood species: Cottonwood bark, finish: Lacquer


TVW member since: 2006

Ken has been woodworking for about 15 years and is an avid carver. He includes great details in his "creations". Ken enjoys carving small items, usually from cottonwood bark, for gifts. He is an active participant in the carver's group within the TVW club.

Contact information: Phone: (931) 728-3055 Email: burgessjk@charter.net

Artist:

Cowan, Tom #05



ITEMS DISPLAYED:

- **001 Arts & Craft Desk:** 27" W x 23" D x 55" H, wood species: 1 / 4 sawn White Oak, finish: lacquer
- **002 Kentucky Sugar Chest:** 27" W x 20" D x 38" H, wood species: Cherry with Holly inlays, finish: lacquer
- **003 1 / 4 scale Kentucky Sugar Chest:** 6" W x 5" D x 9.5" H, wood species: Cherry with Holly inlay, finish: lacquer
- **004 1 / 4 scale 19th Century Chest of Drawers:** 10" W x 4" D x 11" H, wood species: Cherry, finish: lacquer
- **005 1 / 4 scale Southern Virginia Tilt-Top Tea Table:** wood species: Cherry, finish: lacquer
- **006 English Tea Caddy:** 13" W x 8" L x 9" H, wood species: Butternut with inlays of holly, Walnut burl & 1 / 4 sawn sycamore, finish: lacquer
- **007 Library Table:** wood species: Cherry with Holly inlay, finish: Lacquer

TVW member since: 1985

Tom is an accomplished furniture maker, designer and wood-turner and has been involved in woodworking for about 40 years. He enjoys the research and creativity involved in making furniture and covers every minute detail in his research. After exhaustive research, he often creates reproductions of old furniture pieces.

Tom recently has been involved in creating scale models of historic furniture pieces.

He is a passionate leader in the club "workshop" activities, which gives everyone a chance to learn new skills.

Tom was one of the "founding fathers" of the woodworking club.

COMMISSIONS ACCEPTED

Contact information: Phone: (931) 967-4835 Email: marytomcowan@yahoo.com

Artist:

Davis, Henry #06



ITEMS DISPLAYED:

- **001 Model Bulldozer:** wood species: Walnut & Maple, finish: clear-coat
- **002 Windsor Stool:** 11" W x 15" L x 12" H, wood species: Walnut, finish: Oil
- **003 End Table:** wood species: Walnut, finish: Satin Varnish

TVW member since: 1985

Henry has been practicing woodworking for about 45 years. He was one of the "founding Fathers" of the club. Henry has been a very active mainstay in the club for many years, holding various club offices and is currently the person in charge of the "digital library".

He enjoys taking a piece of wood and "creating" a useful item, always paying attention to every detail. Henry has conducted many "workshops", passing what he has learned to other TVW members.

Contact information: Phone: (931) 393-3191 Email: hdavis37@charter.net

Artist:

Dobert, August #07



ITEMS DISPLAYED:

- **001 Two Cherry Goblets:** wood species: Cherry, finish: natural
- **002 Whale Puzzle Box:** wood species: Poplar, , finish: dark stain
- **003 Dulcimer:** wood species: Mahogany, finish: clear hand-rubbed oil

TVW member since: 2013

August is new to the club, having joined in 2013. He was involved in woodworking in years past. But, he now has more time to devote to his hobby.

August is renewing his turning skills and attended the last "Turning Bee" TVW activity. We are looking for great things from August, as he gets more involved with all the club activities.

Contact information: Phone: (931) 723-4090 Email: augustdobert@aol.com

Artist:

Dunlap, Doug #08



ITEMS DISPLAYED:

- **001 Framed Display of pens:** 15" W x 19" H, wood species: different exotic woods, finish: not specified
- **002 Segmented Bowl:** 7" Dia. X 4" H, 49 pieces, wood species: Cherry & Oak, finish: not specified
- **003 Peppermill:** 2" Dia. x 8" H, wood species: Oak, Finish: Lacquer

TVW member since: 2004

Doug has been involved in woodworking activities over 25 years. His woodworking joy comes from relaxation while making things.

Doug enjoys the turning projects and has been experimenting with "segmented" turning projects. He is always increasing his skill level by attending club seminars and workshops.

COMMISSIONS ACCEPTED

Contact information: Phone: (931) 455-8809 Email: bddunlap@lighttube.net

Artist:

Dunn, Stanley #09



ITEMS DISPLAYED:

- **001 Turned Bowl:** 10" Dia. , wood species: Walnut crotch, finish: Deft Gloss Lacquer
- **002 Turned Bowl:** 6" Dia., wood species: Persimmon, finish: Deft Gloss Lacquer
- **003 Turned Natural Edge Bowl:** 15" Dia., wood species: Walnut Crotch, finish: Deft Gloss Lacquer

TVW member since: 2004

Stanley is really getting into "turning" and enjoys the results of taking a piece of green wood and turning it into a thing of beauty.

He is always eager to help with any of the TVW activities and is the current club "grilling" champion, having cooked for a recent seminar.

Stanley is eager to attend club workshops and seminars to enhance his woodworking skills.

Contact information: Phone: (931) 607-4758 Email: spdunn@blomand.net

Artist:

Duval, John #39



ITEMS DISPLAYED:

- **001 Salad Bowl:** 8" Dia., wood species: Black Walnut, finish: not specified
- **002 Natural Edge Bowl:** 10" Dia., wood species: Black Walnut, finish: not specified
- **003 Natural Edge Bowl:** 7" Dia., wood species: Black Walnut, finish: not specified
- **004 Natural Edge Bowl:** 9" Dia., wood species: Black Walnut, finish: not specified
- **005 Nut Bowl:** 7" Dia., wood species: Black Walnut, finish: not specified
- **006 Wide Lip Bowl:** 7" Dia., wood species: Black Walnut, finish: not specified
- **007 Salad Bowl:** 10" Dia., wood species: Black Walnut, finish: not specified
- **008 Natural Edge Bowl:** 7" Dia., wood species: Black Walnut, finish: not specified
- **009 Mushroom Lip Bowl:** 7" Dia., wood species: Cherry, finish: not specified
- **010 Serving Dish:** 11" Dia., wood species: Cherry, finish: not specified

TVW member since: 2012

John's interests in woodworking originated in Junior High School in 1976, making cutting boards and a few wooden bowls in shop class. By 1982, he had made a few nice pieces of furniture and experimented with some off-center oval turnings on the wood lathe. In 2012, John decided to jump back into one of my favorite passions: the wood lathe, purchasing an old General lathe and loved using it. I quickly decided to upgrade to Powermatic 3520 and my joy of turning has been rekindled. Today, he loves turning anything out of black walnut. John is also interested in turning huge bowls. In the future, he would like to expand his capabilities in the area of segmented bowls.

Contact information: Phone: (931) 649-2161 Email: JCDuval@Comcast.net

Artist:

Everett, Jim #10



ITEMS DISPLAYED:

- **001 Bear Door:** wood species: Western Red Cedar, finish: not specified
- **002 White Stallion Photo:** wood species: Western Red Cedar, finish: not specified
- **003 Door:** Horse Art on one side/Farm Art on other side, wood species: Western Red Cedar, finish: not specified
- **004 Spirit Mountain Artwork:** wood species: Western Red Cedar, finish: not specified
- **005 Celtic Cross Plaque:** 10" X 12", wood species: Oak/Black Walnut, finish: poly/acrylic
- **006 Celtic Shield on Oak Cabinet Door:** wood species: Oak/Mahogany/Etc, finish: Poly/Acrylic
- **007 Celtic Cross Plaque:** 10" X 13", wood species: Mahogany/Basswood, finish: Poly/Acrylic
- **008 Blarney Castle on Oak Cabinet Door:** 13" x 18", wood species: Oak/Etc, finish: Poly/Acrylic
- **009 Celtic Horse Plaque:** 16" Dia., wood species: Pine/Western Red Cedar, finish: Poly/Acrylic
- **010 "Better Under Pressure" Plaque:** 10" x 14", wood species: Western Red Cedar, finish: Poly/Acrylic
- **011 Celtic Dragon Plaque:** wood species: multiple woods, finish: Poly/Acrylic
- **012 Bag Pipe Plaque:** wood species: multiple woods, finish: Poly/Acrylic
- **013 Indian Dancer Plaque:** 10" x 14", wood species: Western Red Cedar, finish: Poly/Acrylic

TVW member since: 2009

Jim has been woodworking for the past 25 years. He enjoys "everything" about woodworking, but enjoys most "creating" his Intarsia artwork. He gets his inspiration from various photos, but usually draws out his "creations" and then begins the process of selecting the proper wood color to make the project "come to life". The major wood that he uses to "create" his masterpieces is cedar.

COMMISSIONS ACCEPTED

Contact information: Phone: (615) 765-5800 Email: jim@jimscedargallery.com

Artist:

Fulfs, Paul #11



ITEMS DISPLAYED:

- **001 Slatted Garden Style Bench:** 47" L x 18" W x 17" H, wood species: poplar, finish: 8 coats of Spar Varnish
- **002 Antique Style 5 Board Bench with shelf:** 48" L x 14" W x 17" H, wood species: not specified

TVW member since: 2008

Paul became interested in wood working while a freshman in High School. Being introduced to the lathe and other power wood working machines, he was amazed at what could be done in wood.

He enjoys designing furniture, shelves and things that is needed around the house.

Paul now has grandchildren to make toys, playhouses, and things for them.

He demonstrated his woodworking skills in the building of a beautiful 1,300 sq ft cabin with 900 sq ft of porches for my family to be together and enjoy God's beautiful creation. The cabin is located on the Cumberland Plateau overlooking the lovely Sequatchie Valley.

Paul would like to improve my overall skills in furniture making and the use of old hand tools.

Contact information: Phone: (931) 212-5043 email: pfulks3@gmail.com

Artist:

Garner, Kelton #36



ITEMS DISPLAYED:

- **001 Mule Intarsia:** 22" x 11", wood species: Walnut, Oak, Butternut, Aspen, finish: Deft Polyurethane
- **002 Molly Mule Intarsia:** 14" x 17", wood species: Walnut, Oak, Butternut, cedar, Sassafras, finish: Deft Polyurethane
- **003 Cross with Carved Dove:** 14" x 8", wood species: Pine & Basswood, finish: Deft Polyurethane
- **004 Matching Shore Bird Plaques:** 15" x 6", wood species: Basswood & Walnut, hand painted
- **005 Indian Relief Carving:** 10" x 10", wood species: Basswood, finish: Deft Polyurethane
- **006 Miniature Cigar Store Indian Carving:** 2' H, wood species: Butternut, finish: Deft Polyurethane
- **007 Intarsia Crucifix:** 2" x 20", 44 pieces, hanging plaque, wood species: Walnut, Aspen, Basswood, Poplar, etc., finish: Deft Polyurethane
- **008 Intarsia Giraffe:** 14" x 19", 88 pieces, hanging plaque, wood species: Ash, Cedar, Purple Heart, Basswood, Oak, etc., finish: Deft Polyurethane
- **009 Coon Hunter & Dogs Carving on a Stump Slice:** 18" x 12", wood species: Basswood, finish: Deft Polyurethane
- **010 Intarsia "Bass in the Grass":** 12" x 18", wood species: Walnut, Aspen, Poplar, Purple Heart, Oak, finish: Deft Polyurethane
- **011 Intarsia "Rocky Top":** 16" x 19", 72 pieces, wood species: Walnut, Cedar, Aspen, Poplar, Oak., finish: Deft Polyurethane
- **012 Intarsia Lighthouse:** 20" x 18", wood species: Walnut, Sassafras, Aspen, Basswood, Poplar, finish: Deft Polyurethane
- **013 Hand Carver Crane:** 8" x 12", wood species: Basswood, finish: Deft Polyurethane
- **014 Two Shore Birds:** 12" x 12", wood species: Basswood, thorns for beaks, finish: Deft Polyurethane

"In The Spirit of Fine Woodworking" 2014 Guidebook

- **015 Pair of Sitting Shore Birds:** 6" x 10" each, wood species: Basswood, thorns for beaks., finish: Deft Polyurethane
- **016 Shore Bird (head turned):** 6" x 14", mounted on Cherry stand, wood species: Basswood, finish: Deft Polyurethane

TVW member since: 2007

Kelton has been "woodworking" for about 8 years. He enjoys the creativity involved in Intarsia and carving projects. He adds great detail to his "creations" to make them seem real.

COMMISSIONS ACCEPTED

Contact information: Phone: (931) 455-8312 or (931) 247-5928 Email: kgarner8312@charter.net

Artist:

Gillard, Tom, Jr. #12



ITEMS DISPLAYED:

- **001 Walnut Shaker Table:** 18" Dia. x 25" H, inlay decoration, wood species: Walnut, finish: Lacquer
- **002 Wooden Quilt Squares:** 11" square, 5 pieces, wood species: Mahogany, Walnut & Maple, finish: Lacquer
- **003 Desk-top Model Sailboat Scene:** 12" X 12" base (2), wood species: multiple, finish: Lacquer
- **004 Wooden Model Catamaran:** 8" x 12" x 12", (2), wood species: multiple, finish: Lacquer
- **005 Colonial Candle Holder:** wood species: Cherry, finish: Lacquer
- **006 Single Drawer Table:** 29" x 29" x 25 H, wood species: Walnut, finish: Lacquer
- **007 Desk-top Wooden Sailboat Models:** 3" X 7" (3), wood species: multiple, finish: Lacquer
- **008 Wooden Belt Buckles (set of 5):** wood species: Walnut, Walnut, Ebony, Mahogany, red cedar, finish: hand-wiped oil
- **009 Wooden Quilt Square:** 15" square, wood species: not specified, finish: Lacquer
- **010 "Z" Table:** 12" x 12" x 24 H, wood species: Walnut, finish: Lacquer
- **011 Jewelry Box:** 4" x 9" x 2" H, wood species: Wormy Poplar, finish: Lacquer
- **012 Wall-hanging Sailboat Scene:** wood species: multiple, finish: Lacquer

TVW member since: 1989

Tom has been involved in woodworking for about 25 years. He does a great variety of wood projects. He operates a woodworking shop, "Branching Out", and does contract work for the public.

COMMISSIONS ACCEPTED

Contact information: Phone: (931) 455-6651 Email: tjgillardjr@gmail.com

Artist:

Gould, Ken #13



ITEMS DISPLAYED:

- **001 Natural Edged Bowl:** 15" diameter, wood species: Box Elder, finish: not specified
- **002 Indian Head Carving:** 12" H x 8" W, wood species: butternut, finish: Natural
- **003 Nutcracker:** 5' high, wood species: Walnut, Maple, finish: Natural/painted
- **004 Forged Iron Frame with mounted Bowl:** 4' H", wood species: not specified, finish: not specified
- **005 Coyote Carving:** 6" x 3" x 7" H, wood species: not specified, finish: wood-burning
- **006 Wood Spirit Carving:** 7" x 15" (hanging), wood species: Butternut, finish: Natural
- **007 Fish & Driftwood Collage:** 4' x 2' x 2' H, wood species: Pine, Sassafras, finish: Deft Oil
- **008 Driftwood with Copper Rose:** 12" x 7" x 18" H, wood species: multiple, finish: Clear Acrylic
- **009 Natural Edge Bowl:** 7" Dia. x 5" H, wood species: Hackberry, finish" not specified
- **010 Gavel:** wood species: Cedar, finish: Deft Oil

TVW member since: 2000

Ken has been involved in woodworking activities for a number of years. He is a member of the carver's group.

Ken also is an accomplished "blacksmith" and enjoys making special projects using these skills.

COMMISSIONS ACCEPTED

Contact information: Phone: (931) 962-1303 Email: irondovetail@bellsouth.net

Artist:

Gulley, Richard #14



ITEMS DISPLAYED:

- **001 Christmas Wreath:** 18" wide X 24" high, wood species: Cherry, finish: Acrylic/Shellac
- **002 Footed Bowl:** 10" diameter X 5" high, wood species: Spalted Maple, finish: Clear Satin
- **003 Heart in a Cage:** CNC carving, 6" Dia. x 10" H, wood species: Cherry, finish: Krylon
- **004 Mountain Woman:** carving, 9" high, wood species: Basswood, finish: Acrylic

TVW member since: 1990

Richard has been expanding his shop and has added a CNC router to his list of tools. He is becoming an expert in the "art" of CNC programming and is turning out some great carvings. Richard recently has been designing/making/installing a lot of trim in their church building modification.

Richard is the "Web Master" for the TVW club.

Contact information: Phone: (931) 967-5477 Email: rgulley@utsi.edu

Artist:

Hartin, John #34



ITEMS DISPLAYED:

- **001 Frank Loyd Wright Lamp Reproduction:** wood species: Quarter-sawn Oak, finish: Polyurethane
- **002 Sofa Table:** 18" X 60", 50 years old, made by James Colvin, wood species: Southern Pine, finish: Varnish
- **003-004 Walnut Crotch Learning Center:** "Where Bowls Come From", Log to Bowl, wood species: Walnut Crotch, finish: Lacquer
- **005-006 Spalted Hackberry Crotch Learning Center:** "Where Bowls Come From", Log to Bowl, wood species: Spalted Hackberry Crotch, finish: Lacquer
- **007-008 Box Elder Learning Center:** "Where Bowls Come From", Log to Bowl, wood species: Box Elder, finish: Lacquer
- **009-010 Red Cedar Learning Center:** "Where Bowls Come From", Log to Bowl, wood species: Red Cedar, finish: Lacquer

TVW member since: 2010

John kindled his interest in woodworking in his father's industrial arts school shop at about 8 years old, progressed with model airplanes and small projects as a youth, earned college money as a carpenter, and have maintained architecture, carpentry and woodshop interests as an adult. As he is now retired, he sticks to small projects: turnings, boxes, and small furniture items. John thinks one of the most important aspects of woodworking activities is being able to learn from others and mentoring the less experienced.

COMMISSIONS ACCEPTED

Contact information: Phone: (931) 455-8110 Email: jphartin@edge.net

Artist:

Heltsley, Fred #40



ITEMS DISPLAYED:

- **001 Turned Goblet:** 3" Dia., x 6" H, wood species: Red Cedar, finish: not specified
- **002 Turned Goblet:** 4" Dia., x 6" H, wood species: Red Cedar, finish: not specified
- **003 Boot Jack:** 6" x 16" x 5" H, wood species: Walnut, finish: not specified
- **004 Parquet Countertop:** 2' x 4', wood species: Walnut/Oak, finish: Wipe-on Polyurethane

TVW member since: 2005

Fred's interest in working wood began in the mid-1950's with ships in bottles, Boy Scout carving projects, and high school wood shop.

His current interests include parquet and other custom home woodwork, bowl turning, Windsor chair building, restoration of antique furniture, and reproduction of vintage textile equipment.

Fred looks forward to improving his skills in furniture inlay, decorative carving, spindle turning, finish application, and the use of hand tools.

The Tennessee Valley Woodworkers Club continues to be an invaluable source of motivation and inspiration to Fred, through regular meeting programs, frequent workshops, seminars, and home shop tours.

Fred is also an avid user of the TVW Forum and takes advantage of the one-on-one interaction with other members. He currently is the TVW secretary.

Contact information: Phone: (931) 759-7564 Email: Fred.Heltsley@Gmail.com

Artist:

Jalbert, Paul #15



ITEMS DISPLAYED:

- **001 Free Standing Bear Carving:** 70" tall X 30" wide, wood species: Spruce, finish: Deft clear satin lacquer
Facts: This wood carving was started at the Middle Tennessee Council, Boy Scouts of America Scout-O-Rama, held in Shelbyville on September 22, 2012. More than 80 Cub Scouts and Boy Scouts enjoyed carving on the bear on that day and several more Boy Scouts worked to complete the bear at weekly meetings of Troop 402 over the next several months.
- **002 TVW Club Commemorative Quarter:** carved both sides, in honor of TVW 25th anniversary, 14" Dia., wood species: Maple, finish: not specified
- **003 Lady Wall Hanging Carving:** 10" x 14", wood species: Cherry, finish: Deft clear satin lacquer
- **004 Viking Wall Hanging Carving:** 4" x 9", wood species: Cotton Wood Bark, finish: Natural
- **005 Rapture Relief Carving:** project for Tims Ford State Park, 51" x 41" H, Spruce, finish: Satin Spar Varnish

Facts: This wood carving was started at the Tims Ford State Park Heritage Days celebration held at the Park on October 12, 2013. More than 125 Park visitors of all ages helped with the carving on that day. When the carving was completed, it was donated to the State Park where it is on display in the Visitors Center.

TVW member since: 2006

Paul has been involved in woodcarving for about 6 years. He states that woodcarving was an easy hobby to start, is very relaxing to do alone and fun to do with the Club, challenging to use a pattern, rewarding to try an original design and there is no shortage of mentors. Paul enjoys most relief carving faces and animals.

Contact information: Phone: (931) 759-4553 Email: PJalbert@MonsterBroadband.com

Artist:

Jolliffe, Jim #16



ITEMS DISPLAYED:

- **001 Wood-burning of Santa:** 4.5" W x 11" H, wood species: basswood, finish: Natural
- **002 Mountain Man Carving:** 3" W x 14" H, wood species: Cotton Wood Bark, finish: Natural
- **003 Mountain Boy Carving in the round:** 4.5" W x 11" H, wood species: Sugar Pine, finish: Natural
- **004 Green Man Carving:** 7.5" W x 8" H, wood species: Hard Maple, finish: Natural

TVW member since: 2007

Jim became interested in woodworking when he took 7th Grade Wood Shop (in 1972) and got to create wood projects with his hands and tools. He's been hooked ever since!

He enjoys woodcarving and wood-burning most but has turned a few projects, built some furniture and completed other woodworking projects in and around the house and shop including cabinets for his home and nesting boxes for chickens.

Jim continually tries to find more effective methods of carving and wood-burning. He would like to improve his artistry and skill at sharpening tools, to help his carving.

He enjoys the creative aspect of woodworking and seeks to "carve" more free time to improve his skills.

COMMISSIONS ACCEPTED

Contact information: Phone: (931) 393-2552 Email: jajolliffe@aol.com

Artist:

Knowles, Mickey #17



ITEMS DISPLAYED:

- **001 Cheese Tray with Glass Dome:** 12" diameter, wood species: Spalted Maple, finish: not specified
- **002 Bowl:** 8" diameter, wood species: Cherry, finish: wax
- **003 Sea Urchin Ornament on stand:** 6" wide, wood species: Cherry, finish: not specified
- **004 Bowl:** 7" Dia., wood species: Cherry, finish: not specified
- **005 Bowl:** 6" Dia., wood species: Chinese Tallow, finish: not specified

TVW member since: 2011

Mickey has always been interested in woodworking. After retirement, he decided to get more involved. He quickly became fascinated with turning items on a wood lathe. He attends the TVW "turning bees" and learned a lot of turning techniques that he now puts to use.

Mickey especially enjoys the other family members to use the lathe. He likes being able to do projects for family and friends and letting them look through and pick out items I have made.

Mickey's wife says he becomes a "shop rat", losing track of time when he is working on a shop project.

COMMISSIONS ACCEPTED

Contact information: Phone: (931) 308-5643 Email: mknowles996@comcast.net

Artist:

Laine, Benjamin #38



ITEMS DISPLAYED:

- **001 School Bench:** 11" D x 60" L x 18" H, wood species: Wormy Cherry, finish: Linseed Oil & Lacquer
- **002 Live Edge Bench:** 50" L x 12" D x 18" H, wood species: Cedar, finish: Linseed Oil & Lacquer
- **003 Sofa Table:** 54" L x 20" D x 38" H, wood species: Walnut, finish: Linseed Oil & Lacquer
- **004 Mantle Clock:** 9" W x 14" H, wood species: Walnut, finish: Linseed Oil & Lacquer
- **005 Slab Side Table with Live Edges:** 30" L x 10" W x 22" H, wood species: Walnut slab, finish: Linseed Oil & Lacquer

TVW member since: 2014

Benjamin has been interested in woodworking since the age of six.

He has become interested in building cabinets and embellishing homes with molding, which he has done for several years, while building furniture on the side.

Benjamin enjoys researching period furniture and building copies of the pieces. His favorite style is Craftsman, particularly Stickley furniture. His favorite form of woodworking is building cabinets and furniture.

He is constantly learning and hopefully improving in every aspect of woodworking.

COMMISSIONS ACCEPTED

Contact information: Phone: (931) 409-6377 Email: lainewoodworks@gmail.com

Artist:

Leonard, Bob #18



ITEMS DISPLAYED:

- **001 1928 Ahrens-Fox Fire Engine:** compete with Dalmatian and 3 firemen, wood species: 28 different species of wood, finish: Polyurethane
- **002, 003, 004, 006 Hand-Carved Knife collection:** (set of 4 in a Walnut display case) , wood species: multiple pieces of different woods, finish: Polyurethane
- **005 Jim Bob Carving:** wood species: Basswood, finish: Polyurethane

TVW member since: 1998

Bob has been a woodworker for about 30 years. He enjoys the fellowship and learning from other woodworkers. Bob enjoys all types of carving and is especially creative in the making of his “wooden” knives, which is his specialty.

Contact information: Phone: (931) 728-1077 Email: nleonard@charter.net

Artist:

Matheny, Sid #20



ITEMS DISPLAYED:

- **001 Turned Bowl:** 11" Dia., wood species: Cherry, finish: Lacquer

TVW member since: 2011

Sid began his woodworking activities about 1989. He enjoys all types of woodworking, but confesses that turning is what he enjoys most of all.

Sid would like to improve his "hollow form" techniques and plans to work on them.

Contact information: Phone: (931) 473-7334 Email: sidmatheny@charter.net

Artist:

May, Harry #19



ITEMS DISPLAYED:

- **001 Navaho Indian Maiden Carving:** 27" tall, wood species: Cherry, finish: Polyurethane
- **002 Sequoyah, inventor of Cherokee Alphabet:** 36" tall, wood species: Cherry, finish: Polyurethane

TVW member since: 1994

Harry began carving at an early age and has been carving on a regular basis since 1977. He states that carving gives him time to think and relax. Harry loves to turn a piece of wood into something beautiful. He particularly enjoys carving human busts and animals.

COMMISSIONS ACCEPTED

Contact information: Phone: (931) 962-0215 Email: harry.may10@comcast.net

Artist:

McConnell, Doyle #21



ITEMS DISPLAYED:

- **001 Wood Sculpture (Fibonacci Form):** 16" W x 16" H, wood species: Maple, finish: Satin Lacquer
- **002 Mobius Strip:** 16" x 16", wood species: Maple, finish: Satin Lacquer
- **003 Closed Vessel:** 16" Dia. x 6" H, wood turning, wood species: Maple, finish: Gloss Lacquer
- **004 Pedestal:** 10" Dia. x 4' H, wood species: Walnut, finish: Lacquer
- **005 Bowl:** 14" Dia. x 8" H, wood species: Maple, finish: Gloss Lacquer
- **006 Wooden Shade Lamp:** 12" Dia., wood species: Maple, finish: Lacquer

TVW member since: 1992

Doyle has been involved in woodworking for 40 years and is an accomplished wood-turner. He is always looking for new challenges or techniques. Doyle is especially satisfied when he completes an item that someone really likes. He enjoys most "creating" on his lathe. He also enjoys passing his knowledge of woodworking to other club members. Doyle was the initiator of the club's popular Saturday morning "Shop Tours" activity.

COMMISSIONS ACCEPTED

Contact information: Phone: (931) 728-7315 Email: doyle_mc@charter.net

Artist:

Miller, Pete #35



ITEMS DISPLAYED:

- **001 Large Mouth Bass jumping out of water (wood-burning):** 12" x 24", wood species: Cypress, finish: Natural wood-burning
- **002 Turkey Plaque (wood-burning):** 12" x 12", wood species: Basswood, finish: Natural

TVW member since: 2011

Pete originally became interested in woodworking in 1981, taking lessons while in the military. After moving to Tennessee and finding out how beautiful and plentiful the wood was, he continued to learn woodworking skills.

Pete took wood carving lessons and learned how to carve ducks and shore birds and still do some duck and relief carving.

Later, his interest turned to wood-burning and has enjoyed making lots of animal and wildlife scenes as gifts for family and friends.

Pete finally discovered turning and made a lot of pens for friends and family, but wood-burning is his passion.

In the future, Pete hopes to learn more about making furniture, continuing his relief carving techniques and to turn "Hollow Vessels".

COMMISSIONS ACCEPTED

Contact information: Phone: (931) 596-3401 Email: quackers1034@blomand.net

Artist:

Myers, Greg #41



ITEMS DISPLAYED:

- **001 End Grain Cutting Board:** 12" x 16", wood species: Walnut, Cherry, Cedar, finish: not specified
- **002 Pepper Mill:** 3" Dia. x 10" H, wood species: Walnut, Cherry, Maple, Cedar, finish: not specified
- **003 Bowl:** 7" Dia., wood species: Box Elder, finish: not specified
- **004 Segmented Turned Box with Finial:** 4" Dia. x 5" H, wood species: Walnut, Maple, Mahogany, finish: not specified
- **005 Box with Inlay Top:** 8" x 3" x 2" H, wood species: Walnut, finish: not specified

TVW member since: 2011


Greg has been interested in woodworking for a number of years, but only found time to pursue his hobby in recent years. He joined the Tennessee Valley Woodworking Club where he gained valuable information from the very experienced members. With the help of several others, he founded the Northern Alabama WoodCrafters in August 2012, and is the current President. Greg has a passion for all aspects of woodworking, and is available for custom work.

COMMISSIONS ACCEPTED

Contact information: Phone: (256) 693-0445 Email: Gmyers.hsv@Gmail.com

Artist:

Myers, Phil #22



ITEMS DISPLAYED:

- **001 Bench/Bookcase:** 36" long X 12" deep X 14" tall, wood species: Oak, finish: Polyurethane

TVW member since: 2009

Phil has always been interested in woodworking, but it was only until after retirement that he began to seriously embrace the idea of woodworking as a hobby. His major woodworking interests include woodturning and furniture building.

Phil's goal is to learn the craft well enough to build heirloom quality furniture which can be passed on to future generations.

He currently serves the TVW club, holding the office of Publicity Chairman and is in charge of publicity for this event.

Contact information: Phone: (931) 592-2928 Email: stephil68@yahoo.com

Artist:

Rees, Felix #45



ITEMS DISPLAYED:

- **001 Side Table:** 24" x 18" x 18" H, wood species: Walnut, finish: Polyurethane
- **002 Picture Table Lamp:** 8" x 4" x 22" H, wood species: Walnut, finish: Polyurethane

TVW member since: 2003

Felix has been involved in woodworking for about 30 years, and seriously for the last 10 years. He enjoys the relaxation that woodworking give and the creativity that it provides. Felix really enjoys "creating" his lamps.

Contact information: Phone: (931) 455-3111 Email: Victory@Lighttube.net

Artist:

Reese, Bob #23



ITEMS DISPLAYED:

- **001 Handcrafted Violin:** wood species: Curly Maple & Spruce, inlaid with compass pattern, finish: Oil Varnish (15 coats)
- **002 Model Car:** wood species: Walnut & Maple, finish: Deft Oil

TVW member since: 1989

Bob has been woodworking for about 30 years. He enjoys the complex projects that require advance planning. Bob is an accomplished violin maker and enjoys most “creating” violins and the tooling required to produce the “finished project”. His creations look great and sound just as good as they look.

COMMISSIONS ACCEPTED

Contact information: Phone: (931) 728-7974 Email: resecup@bellsouth.net

Artist:

Roehm, Geoff #43



ITEMS DISPLAYED:

- **001 Resonator Guitar:** 16" x 44" x 5", wood species: Black Walnut, finish: UV Cured Poly Lacquer
- **002 Classical Guitar:** 16" x 44" x 5", wood species: Rosewood, Spruce, Spalted Maple, finish: UV Cured Poly Lacquer
- **003 Concert Ukulele:** 8" x 18" x 3", wood species: Koa, Spruce, Rosewood, finish: UV Cured Poly Lacquer
- **004 Terrarium:** 14" sphere, wood species: Black Walnut, finish: Nitrocellulose Lacquer

TVW member since: 2002

Geoff is an accomplished instrument maker, building his first guitar in 1963 and apprenticed with a viola maker in 1967.

He then started his own shop in Illinois before moving to Tennessee in 1979, where he settled with his wife in Sewanee.

Geoff has continued to build and repair stringed instruments for over 50 years. His work is traditionally inspired, but incorporates modern methods and materials.

He has been woodworking for 55 years and enjoys the personal growth he achieves through "creating" his beautiful projects. Geoff's guitars look beautiful and they produce a terrific sound.

COMMISSIONS ACCEPTED

Contact information: Phone: (931) 598-5759 Email: 1947gjr@att.net

Artist:

Roepke, Ross #24



ITEMS DISPLAYED:

- **001 Table 1:** 15" x 15" x 33" H, wood species: Cherry with Curly Maple Insert & skirt, finish: Deft Oil
- **002 Table 2:** 15" x 15" x 31" H, wood species: Cocobolo top & Cherry legs, finish: Deft Oil
- **003 Table 3:** 15" x 15" x 33" H, wood species: Oak with Oak Burl book-matched top, finish: Deft Oil
- **004 Table 4:** 15" x 15" x 24" H, wood species: Mahogany, Rosewood edge, finish: Deft Oil
- **005 Table 5:** 17" x 35" x 26" H, wood species: Cherry, Spalted Walnut top, finish: Deft Oil
- **006 Table 6:** 16" x 26" x 31" H, wood species: Mahogany, Quilted Mahogany top, finish: Deft Oil
- **007 Table 7:** 17" x 22" x 27" H, wood species: Walnut, book-matched top, finish: Deft Oil
- **008 Table 8:** 18" x 36" x 31" H, wood species: Walnut, book-matched top, finish: Deft Oil
- **009 Table 9:** 13" x 31" x 31" H, wood species: Oak, Mahogany curved legs, finish: Deft Oil
- **010 Table 10:** 18" x 48" x 33" H, wood species: Cherry, finish: Deft Oil
- **011 Table 11:** 17" x 34" x 27" H, wood species: Butternut, Walnut legs, finish: Deft Oil
- **012 Table 12:** 21" x 32" x 30" H, wood species: Cherry, Cabriole legs, finish: Deft Oil
- **013 Bench:** 21" x 32" x 30" H, wood species: Cedar plank, Redwood legs, finish: Deft Oil
- **014 Stool:** 17" x 22" H, wood species: Pine, finish: Deft Oil
- **015 Desk:** 26" x 54" x 29" H, wood species: Walnut, Maple Burl drawers, finish: Deft Oil
- **016 Upholstered Chair:** 24" x 38" x 48" H, wood species: Cherry, finish: Deft Oil
- **017 Upholstered Chair:** 24" x 38" x 48" H, wood species: Cherry, finish: Deft Oil
- **018 Steps:** 17" x 20" x 22" H, wood species: Walnut/Oak, finish: Deft Oil
- **019 Clocks:** set of 2, hanging, wood species: Walnut with Oak faces, finish: Deft Oil
- **020 Clock:** 13" x 32" H, wood species: Walnut slab, finish: Deft Oil

"In The Spirit of Fine Woodworking" 2014 Guidebook

- **021 Clock:** 10" x 23" H, hanging, wood species: Butternut, finish: Deft Oil
- **022 Box:** 8" x 10" x 10" H, wood species: Cherry, Walnut, book-matched top & front, slab, finish: Deft Oil
- **023 Box:** 11" x 13" x 5" H, wood species: Walnut, Mahogany, Quilted Mahogany, finish: Deft Oil
- **024 Lamp:** 24" x 24" x 70" H, wood species: Live Oak, made from root washed up on beach, finish: Natural
- **025 Pedestal:** 18" x 18" x 48" H, wood species: Walnut, finish: Deft oil
- **026 Table 13:** 22" x 50" x 18" H, wood species: Cherry Crotch/Walnut legs, finish: Deft Oil

TVW member since: 1991

Ross has been involved in woodworking for about 60 years. He enjoys developing and designing new concepts into furniture, accessories, boxes and crosses. Ross is an avid woodworker and probably makes more furniture than anyone in the club. He is known for his "speed" in turning out projects, especially boxes, many of which he donates to charity auctions.

COMMISSIONS ACCEPTED

Contact information: Phone: (931) 455-9140 Email: rgroepke@lighttube.net

Artist:

Ryan, Maurice #44



ITEMS DISPLAYED:

- **001 Suitcase Stand: 18" x 36" x 24" H, wood species: Red Oak, finish: Stain**


TVW member since: 1998

Maurice has been woodworking for about 50 years and enjoys the "sense of accomplishment" when he completes a project. He likes to make furniture, jewelry boxes and other useful items. He has been dealing with health issues the past couple of years and this has slowed him down from his woodworking activities.

Contact information: Phone: (931) 962-1555 Email: mr37398@yahoo.com

Artist:

Sellers, Don #25



ITEMS DISPLAYED:

- **001** **Wooden Kaleidoscope:** 8" x 15" x 18" H, wood species: Walnut, finish: not specified
- **002** **Scroll-Saw Lighthouse:** 4" x 5" x 12" H, wood species: Zebrawood, finish: not specified
- **003** **Scroll-Saw Hummingbird:** 4" x 4", wood species: Mahogany, finish: not specified

TVW member since: 2013

Don is one of the newest TVW members. He is a carpenter by profession. Woodworking is an enjoyable hobby to him. Don also does a lot of remodeling.

We look forward to Don becoming more involved in the club and getting to know other woodworkers, who share his passion for "making things".

Contact information: Phone: (931) 841-5780 Email: pondnuts@charter.net

Artist:

Shores, Steve #37



ITEMS DISPLAYED:

- **001-003 Christmas Ornament Display:** 3 items mounted on stand, wood species: Walnut, Maple, Mahogany, finish: not specified
- **004 Hand Mirror:** carved Mahogany Monogram, 5" x 12", wood species: Mahogany, finish: not specified
- **005 Hand Mirror:** carved Mahogany rose, 5" x 12", wood species: Mahogany, finish: not specified
- **006 Low Relief Eagle Carving:** 6" x 12", wood species: Basswood, finish: not specified
- **007 Low Relief Griffin Carving:** wall hanging, wood species: Basswood, finish: not specified
- **008 Low Relief Butterfly Carving:** black frame, wall hanging, wood species: Basswood, finish: not specified
- **009 Fantasy House Carving:** wall hanging, wood species: Cottonwood Bark, finish: not specified
- **010 Native American Indian Carving:** wall hanging, wood species: Basswood, finish: not specified
- **011 Wood Spirit Carving:** wall hanging, wood species: Butternut, finish: not specified
- **012 Carved Bowl:** 10" Dia. x 2" H, wood species: Butternut, finish: not specified

TVW member since: 2001

Steve has been woodworking for over 30 years. He started with small crafts, and then went on to working in a cabinet shop before owning his own shop. After building cabinets, he started furniture building and carving. He also does some furniture re-finishing.

Steve enjoys woodturning and carving as a relaxing hobby, mainly carving whimsical bark houses and lower relief carving. He would like to improve his carving skills and reproduction of antique furniture.

COMMISSIONS ACCEPTED

Contact information: Phone: (931) 596-2505 Email: SWShores@blomand.net

Artist:

Taylor, Chuck #26



ITEMS DISPLAYED:

- **001 Bowl:** 12" Dia. x 5" H, wood species: Crab Apple, finish: Gloss Lacquer
- **002 Hollow Vessel:** 4" Dia. x 7" H, wood species: Apple, finish: Gloss Lacquer
- **003 Bowl:** 10" diameter X 4" high, wood species: Box Elder, finish: Gloss Lacquer
- **005 Wooden Fruit Display:** wood species: Bradford Pear & Red Maple, finish: Semi-gloss Lacquer
- **006 Swinging Baby Cradle:** 36" x 24" x 34" H, wood species: Cherry, finish: Satin Lacquer

TVW member since: 1998

Chuck has been involved in woodworking activities for about 15 years. He enjoys learning new processes and techniques, the satisfaction of completing a nice project and the association of all the talented people in the club. Chuck especially enjoys woodturning and making other small projects. He has learned most all his woodworking skills from other club members. Currently serves the club as newsletter editor.

Contact information: Phone: (931) 728-7086 Email: taylor_cw@charter.net

Artist:

Van Cleave, Jim #27



ITEMS DISPLAYED:

- **001 Rooster Relief Carving:** 13' X 11", wood species: Walnut, finish: not specified
- **002 Morning Glories Relief Carving:** 11" X 13", wood species: Basswood, finish: not specified
- **003 Orchid Relief Carving:** 9" X 14", wood species: Basswood, finish: not specified
- **004 Flower Circle Relief Carving:** 12" x 10", wood species: Basswood, finish: not specified
- **005 Tulip Bud Relief Carving:** 9" x 13", wood species: Basswood with Cherry frame, finish: not specified
- **006 Tulip Bloom Relief Carving:** 10" x 14", wood species: Basswood, finish: not specified
- **007 Iris Relief Carving:** 12" x 14", wood species: Pine, finish: not specified
- **008 Boogerman Relief Carving:** 13" Dia. x 1.25" thick, wood species: Basswood, finish: not specified
- **009 Boogerman Relief Carving:** 13" Dia. x 1.5" thick, wood species: Walnut & Pine, finish: painted
- **010 Sons of American Revolution Emblem Carving:** 13" Dia. x 1.5" thick, wood species: Walnut & Pine, finish: not specified

TVW member since: 1989

Jim has been doing "woodworking" in excess of 25 years. He gets great satisfaction from completing a project. Jim enjoys most making "Queen Anne" style furniture and various relief carvings.

Contact information: Phone: (931) 455-8150 Email: jamesvc@lighttube.net

Artist:

Wendland, Larry #28



ITEMS DISPLAYED:

- **001 Bowl:** 8" Dia. x 3" H, wood species: Walnut, finish: Lacquer
- **002 Decorative Box:** 9" x 9" x 3" H, wood species: Cherry & Oak, finish: Lacquer
- **003 Decorative Box:** 6" x 14" x 3" H, wood species: Walnut & Maple, finish: Lacquer
- **004 Decorative Box:** 4" x 6" X 5" high, wood species: Buckeye Burl, Padauk, Marblewood & Yellow Heart, finish: Watco Danish Oil
- **005 Bowl:** 6" Dia. x 3" H, wood species: Oregon Myrtle wood, finish: Lacquer
- **006-19 Pen Display:** group of 14 pens displayed in Plastic stand, wood species: various exotic woods, finish: CA Friction Finish
- **020-21 Pen Display:** set of 2 pens, wood species: Olivewood and Amboina burl, finish: CA Friction Finish

TVW member since: 2010


Larry started becoming interested in woodworking about 1985. He is currently enjoying turning pens, bowls and making boxes. He would like to learn the process of making furniture in the future. Larry is an active TVW member and was the host for the last club "turning bee".

COMMISSIONS ACCEPTED

Contact information: Phone: (931) 563-7445 Email: culets@gmail.com

Artist:

Wollam, Dick #29



ITEMS DISPLAYED:

- **001 Heron Carving:** 5" x 8", wood species: pine, finish: Natural Base, White Stain on carving & clear lacquer overall
- **002 Dragon Relief Carving:** 12" x 13" wall hanging, wood species: Pine, finish: Clear Lacquer
- **003 Dragon Head Carving:** 11" x 19" wall hanging, wood species: bass wood, finish: Clear Lacquer
- **004 Lion Head Carving:** 22" x 18" wall hanging, wood species: pine, finish: Clear Lacquer
- **005 "Be Still and Know That I Am" Plaque:** 11" x 23" wall hanging, wood species: Pine, finish: Red Oak Stain
- **006 Dragon Relief Platter Carving:** 14" Dia., Black, wood species: Pine, finish: Clear Coat
- **007 Barn Owl Carving:** 9" x 15" wall hanging, wood species: Basswood, finish: natural
- **008 Griffin Relief Carving:** 8" x 12" wall hanging, wood species: Cherry, finish: Natural and white stain, Clear Coat overall
- **009 Totem Pole:** 36" Dia. x 77" H, wood species: Basswood, finish: painted and sealed with Linseed Oil
- **010 Preening Loon:** 7" x 10", wood species: Butternut, finish: Natural
- **011 Preening Loon:** 7" x 10", wood species: Pine, finish: Black Lacquer
- **012 Old Squaw Duck:** 7" x 9", wood species: Pine, finish: Paint, Clear finish overall
- **013 Pintail Duck:** wood species: Pine, finish: Wood-burn, Stain, Paint, Clear finish overall
- **014 Merganser Duck Painted:** 6" x 13" painted, wood species: Pine, finish: Paint, Natural
- **015 Merganser Duck:** 6" x 13", wood species: Butternut, finish: Natural
- **016 Pegasus Carving:** 7" x 9", wood species: pine, finish: bleached, white stain
- **017 Red Fox:** 10" x 24", wood species: Basswood, finish: Red Oak stain, Clear Coat
- **018 Four Dolphins, Drift wood mounting:** 9" x 20", wood species: Pine, finish: painted, Clear Coat

"In The Spirit of Fine Woodworking" 2014 Guidebook

- **019 Owl Carving:** 4" x 11", wood species: Western Red Cedar, finish: Clear Coat
- **020 Crappie Carving:** 6" x 13", wood species: White Pine, finish: Clear Coat
- **021 White Geese Carving:** 8" x 14", wood species: Pine, finish: White Stain, Clear Coat
- **022 Falcon Carving:** 14" x 14", wood species: Cedar root, finish: White Stain, Clear Coat

TVW member since: 2003

Dick is an avid carver and has been doing woodworking for over 40 years. He enjoys "everything" about woodworking. His passion is wood carving and the details involved in making a carving "come to life".

COMMISSIONS ACCEPTED

Contact information: Phone: (931) 962-1378 Email: dickanjane@comcast.net

Artist:

Wright, Sharron #30



ITEMS DISPLAYED:

- **001 Segmented Drum:** 14" Dia. x 10" high, wood species: Walnut, Finish: Danish Oil
- **002 Mobius Twisted Carving:** one piece construction, 11" x 6", wood species: Bradford Pear, finish: Gloss Lacquer
- **003 Tongue Drum:** 12" x 8" x 7", wood species: Walnut & Poplar, finish: Danish Oil
- **004 Rocking Snail:** 24" X 18", wood species: Maple, finish: not specified
- **005 Mantle Clock:** 12" X 6" X 18", with chimes, wood species: Walnut, finish: not specified
- **006 Fiddle & Bow with carved head:** 29" x 7", wood species: Maple, finish: not specified
- **007 Bowl:** 9" Dia., see-through bottom, wood species: Maple, finish: not specified
- **008 Wooden Flowers in Weed Pot:** wood species: multiple, finish: not specified
- **009 Wind Spirit:** carving, 13" x 7", wood species: butternut, finish: natural
- **010 Fairy House Carving (framed):** 11" x 19", wood species: Cottonwood bark, finish: varnish
- **011 Indian Face & Partial Body:** carving, 29" x 4", wood species: Cottonwood bark, finish: varnish
- **012 American Indian Flute:** wood species: Walnut & Mahogany, finish: not specified
- **013 Cigar Store Indian:** carving, wood species: Basswood, finish: varnish & stain over linseed oil

TVW member since: 2003

Sharron has been actively involved in woodworking for about 10 years. She enjoys everything about woodworking, especially doing her "creative" carving. Sharron was one of the original members of the "Carvers" group, which meets each month to further their skills and techniques.

Contact information: Phone: (931) 728-4573 Email: sharronwright@bellsouth.net

Artist:

Young, Ronald #31



ITEMS DISPLAYED:

- **001 Federal American Tea Chest:** 12" wide X 10" high X 8" deep, decorative inlay, wood species: Mahogany, finish: lacquer

*Member withdrew due
to schedule conflict*

TVW member since: 2009

Ronnie has been actively involved in "woodworking" for about 40 years. He enjoys the entire woodworking "process" from creating a drawing to the finished product. Ronnie especially enjoys making reproductions of American furniture from the 1700 – 1800 periods.

COMMISSIONS ACCEPTED

Contact information: Phone: (423) 499-6185 Email: ryoung610@comcast.net

Artist:

Zaccardi, Vince #32



ITEMS DISPLAYED:

- **001 Ice Box Replica:** 43" x 22" x 47" H, wood species: White Oak, finish: water-based dye and & polyurethane
- **002 Turned Bowl:** 14" Dia., wood species: Box Elder, finish: wax
- **003 Turned Bowl:** 14" Dia., wood species: Box Elder, finish: Lacquer
- **004 Turned Bowl:** 6" Dia. , wood species: Box Elder, finish: Lacquer

TVW member since: 2006

Vince has been involved in woodworking for several years and has been an active member of the TVW since joining in 2006. He enjoys learning new process and woodworking problem solving techniques. Vince enjoys most making small case items and has become an accomplished turner. He has held various TVW offices and currently holds the position of Vice-President.

Contact information: Phone: (931) 455-4148 Email: vinzac@lighttube.net

“In The Spirit of Fine Woodworking” 2014 Exhibition

The Exhibition Committee:

The Exhibition Chairperson: Loyd Ackerman

Other chairpersons and their areas of responsibility include:

Exhibit Tracking and Finance: Bob Addington

Publicity: Phil Myers

Exhibition Placement: Martha Taylor

Exhibition On-Site printed material: Chuck Taylor

Fixtures and Placement: Doyle McConnell

South Jackson Civic Center Liaison: Vince Zaccardi

Reception Committee: Karen Kerce Browning

Monitor / Guide Coordination: Mickey Knowles

General Assistance/Moving Scheduler: Henry Davis

Many other TVW members volunteered a lot of time to make the Exhibition a success. The steering committee expresses their appreciation to everyone for their tremendous support of the Exhibition.

Exhibition Door Prizes:

Door prizes have been donated by members of the Tennessee Valley Woodworkers for the Exhibition. The Exhibition committee expresses appreciation to those who have donated items for door prizes.

Door prizes were donated by the following:

1. Loyd Ackerman: Segmented Vessel (120 total pieces)

Loyd has been woodworking for 25 years and has held most of the club offices. He is now moving into the "CNC router" woodworking activities. Loyd has been active in the club since joining. For a number of years, he has served the club as "video" editor and producer. Loyd is the chairman for the 2014 "In The Spirit of Fine Woodworking" Exhibition.

2. Henry Davis: Maple Bowl

Henry has been practicing woodworking for about 45 years. He was one of the "founding Fathers" of the club. Henry has been a very active mainstay in the club for many years, holding various club offices and is currently the person in charge of the "digital library". He has conducted many "workshops", passing what he has learned to other TVW members.

3. Doug Dunlap: Small Vessel

Doug has been involved in woodworking activities over 25 years. He enjoys the turning projects and has been experimenting with "segmented" turning projects. He is always increasing his skill level by attending club seminars and workshops.

4. Jim Everett: "Well Pump" Intarsia Plaque

5. Jim Everett : Napkin Holder with Feather Intarsia

6. Jim Everett: Letter Holder with Horse Head Intarsia Plaque

Jim has been a TVW member since 2009. But, he is no stranger to woodworking and has been woodworking for the past 25 years. He enjoys "everything" about woodworking, but enjoys most "creating" his Intarsia artwork. Jim's creates his own unique designs and turns them into a "work of art".

7. John Hartin: Box Elder Bowl

8. John Hartin: Pecan Lidded Box

John has been involved in woodworking since about 8 years old. He earned college money as a carpenter, and has maintained architecture, carpentry and woodshop interests as an adult. John thinks one of the most important aspects of woodworking activities is being able to learn from others and mentoring the less experienced

9. Doyle McConnell: Lidded Vessel

Doyle has been involved in woodworking for 40 years and is an accomplished wood-turner. He is especially satisfied when he completes an item that someone really likes and enjoys most "creating" on his lathe. He also enjoys passing his knowledge of woodworking to other club members. Doyle was the initiator of the club's popular Saturday morning "Shop Tours" activity.

10. Bob Reese: Walnut Bowl

Bob has been woodworking for 30 years and became a TVW member in 1989. He is a multi-talented member and enjoys the complex projects that require advance planning and execution. Bob is an accomplished violin maker and enjoys most "creating" violins and the tooling required to produce the "finished project". His creations look great and sound just as good as they look.

11. Chuck Taylor: Hollow Vessel, Apple

Chuck has been involved in woodworking activities for about 15 years. He especially enjoys woodturning and making other small projects. He has learned most all his woodworking skills from other club members. Currently serves the club as newsletter editor.

12. Vince Zaccardi: Apple Bowl

Vince has been involved in woodworking for several years and has been an active member of the TVW since joining in 2006. He enjoys learning new process and woodworking problem solving techniques. He has become an accomplished turner. Vince has held various TVW offices and currently holds the position of Vice-President

13. Bob Leonard: Wooden Knife & Sheath

Bob has been a woodworker for about 30 years. He enjoys the fellowship and learning from other woodworkers. Bob enjoys all types of carving and is especially creative in the making of his "wooden" knives, which is his specialty.

Door Prize Day Designations

One donated door prize will be given for each day of the Exhibition. The daily winners will be drawn from the number of guests signing the Guestbook for that particular day. The drawing will be held at the conclusion of the last day of the Exhibition. The winners will be notified at the end of the drawing.

The designation of the door prize for each day is identified in the chart below:

Day	Door Prize	Contributor
Sunday March 2	Apple Closed Vessel	Chuck Taylor
Monday March 3	Walnut Bowl & Wooden Knife	Bob Reese & Bob Leonard
Tuesday March 4	Maple Bowl & Apple Bowl	Henry Davis & Vince Zaccardi
Wednesday March 5	Napkin Holder & Letter Holder (Intarsia)	Jim Everett
Thursday March 6	Box Elder Bowl & Pecan Lidded Box	John Hartin
Friday March 7	"Well Pump" Intarsia & Walnut Vessel	Jim Everett & Doug Dunlap
Saturday March 8	Segmented Vessel	Loyd Ackerman
Sunday March 9	Box Elder Lidded Vessel (Cherry Finial)	Doyle McConnell

Plan for selecting winners of door prizes:

1. There will be one door prize awarded to a guest who has signed the visitor's guest book for each of the 8 open days of the exhibition. The controlling source shall be the sequential number in the guest book.
2. Door prizes shall be awarded on the closing day – March 9 – by random selection.
3. Door prizes shall be displayed and identified as to the day they are to be awarded.
4. The guest book shall provide sheets with numbers in unbroken sequence over all pages.
5. Guides shall mark on each page at day's end where that day's entries ended including the closing date for the sequence.
6. Guides for each new day shall make sure that Guests begin signing in the following blank space. Note: this should be where the previous day left off.
7. Guides shall inform guests of the need to sign in to be eligible to win the door prize.
8. The sequence number in line with each guests name shall be the key to selection of the winning door prize.

Selection of the winner from each category shall be made by the following procedure:

1. The drawing shall be conducted by members of the exhibition committee.
2. The committee shall provide enough sequentially numbered tickets to ensure that there is a number to cover the entire population of eligible participants.
3. The committee shall put tickets having the sequence of numbers covering each day's guests into a vessel and stirred to ensure a random mix.
4. The page(s) from which the selection is to be made shall be opened.
5. A person selected by the committee shall draw a number from the vessel and find the person on the page(s) opened who corresponds to the number.
6. If the number drawn corresponds to a member of the TVW, that number shall be disqualified and a new number drawn.
7. If the entry is unreadable as to how to identify and contact the winner, another number shall be drawn.
8. The drawing will continue until the winner of all door prizes is determined.
9. The winners shall then be notified by telephone and arrangements made for delivery of the door prize.

Door prize recipients:

The following names were drawn to receive the daily door prizes:

Date	Door Prize Awarded	Recipient
March 2	Apple Closed Vessel	Lori Luthringer (931) 434-3388
March 3	Walnut Bowl	Katie Jo Bailey (931) 455-3320
March 4	Maple Bowl & Apple Bowl	James Tims (615) 630-4851
March 5	Napkin Holder & Letter Holder (Intarsia)	Rema Bell (931) 455-3778
March 6	Box Elder Bowl & Pecan Lidded Box	Sara Boyce (931) 450-0558
March 7	"Well Pump" Intarsia & Walnut Vessel	Mickey Gargano (931) 967-6508
March 8	Segmented Vessel	Janice Baker (931) 967-5367
March 9	Box Elder Lidded Vessel (Cherry Finial)	Dave Roberts (931) 393-3162

Guides and Monitors Information:

Instructions for Guides and Monitors:

There is one guest register to be used by all visitors to the exhibition.

Door prizes will be awarded, one per day, to non-member guests that register in this book. To register, they must print their name and ten (10) digit phone number clearly enough for us to read it during the drawings.

Drawings will be held on March 9. One drawing will be done for each day of the exhibition; eight in all. The rules for the drawings are listed in the plan below.

It's very important for you to make sure you mark clearly *the line* on the page ending that day's entries. See below:

"In The Spirit of Fine Woodworking"

NO.	GUEST NAME	PHONE NUMBER	TW MEMBER
1			
2			
3			
4			
5			
6			
7			
End March 2 →	8		
Begin March 3 →	9		
10			
11			
12			
13			
14			
15			

Guide/Monitor Schedule for the Exhibition

Mickey Knowles is the chairperson for the exhibition guides and staff during the Exhibition hours. The schedule below lists the assigned guides and their shift times for each day of the exhibition.

**If a guide does not show up for his/her assigned date and shift, please call Mickey (931-308-5643) to assign a substitute.

DATE	SHIFT TIME	GUIDES (2 monitors/shift)
Sun. March 2	2:00 PM – 5:00 PM	Bob Reese Mickey Knowles
Mon. March 3	11:00 PM – 3:00 PM	Ross Roepke Ken Burgess
Mon. March 3	3:00 PM – 7:00 PM	Doyle & Juel McConnell
Tues. March 4	11:00 AM –3:00 PM	Jim Everett Larry Bowers
Tues. March 4	3:00 PM – 7:00 PM	Bob Leonard Crocia Roberson
Wed. March 5	11:00 AM –3:00 PM	Ross Roepke Jim Everett
Wed. March 5	3:00 PM – 7:00 PM	Doyle McConnell Bob Addington August Dobert
Thur. March 6 (children’s tour of Civic Center)	8:00-11 AM	Vince Zaccardi Larry Wendland
Thur. March 6	11:00 AM –3:00 PM	Henry Davis Vince Zaccardi
Thur. March 6	3:00 PM – 7:00 PM	Karen Browning Bryan Gordon
Fri. March 7	11:00 AM –3:00 PM	Mickey Knowles Henry Davis
Fri. March 7	3:00 PM – 7:00 PM	Karen Browning Larry Wendland
Sat. March 8	11:00 AM –3:00 PM	Bob Addington Tom Cowan Phil Myers
Sat. March 8	3:00 PM – 7:00 PM	Chuck Taylor Martha Taylor
Sun. March 9	2:00 PM – 5:00 PM	Karen Browning Vince Zaccardi

The Following List of people are available to help monitor, as needed:


1	Henry Davis	931-393-3191
2	Paul Fulks	931-212-5043
3	Ross Roepke	931-455-9140
4	Doyle McConnell	931-728-7315
5 & 6	Chuck & Martha Taylor	931-728-7086
7	Larry Wendland	931-563-7445
8	Tom Cowan	931-967-4835
9	Vince Zaccardi	931-455-4148
10	Doug Dunlap	931-455-8809
11	Bob Addington	931-723-2554
12	Sharron Wright	931-801-5657
13	Larry Bowers	931-580-0695
14	August Dobert	931-728-4090
15	Crocia Robertson	931-967-1728

Guide and Monitor "Log and Note Sheets"

Guides and Monitors: Please log any unusual incident/request/actions by either exhibitors or visitors, including monitor name & action taken on one of the following "Log and Note" sheets.


Also report the situation to one of the Exhibition committee members as soon as possible.

"Guide/ Monitor Log & Note Records"

DATE/TIME	MONITOR/ GUIDE	INCIDENT COMMENTS/ACTION TAKEN
		

"Guide/ Monitor Log & Note Records"

DATE/TIME	MONITOR/ GUIDE	INCIDENT COMMENTS/ACTION TAKEN



Exhibition Entry Data Section: